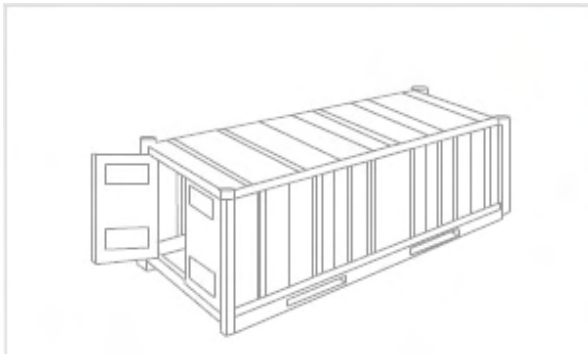
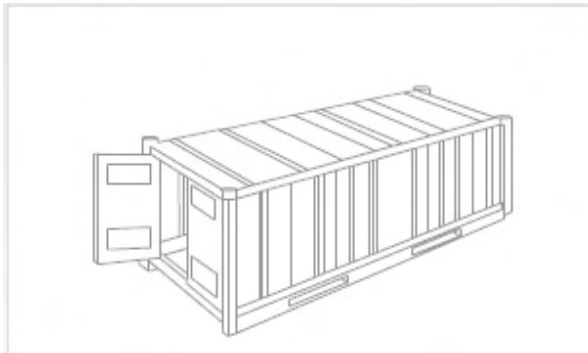


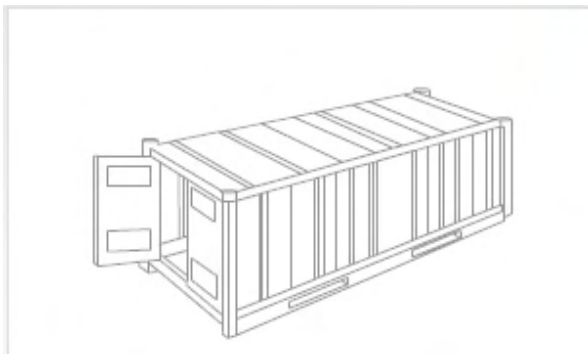
| 20' STANDARD                |          |
|-----------------------------|----------|
| Largo interior (m)          | 5,890    |
| Ancho interior (m)          | 2,330    |
| Alto interior (m)           | 2,380    |
| Ancho puerta (m)            | 2,330    |
| Alto puerta (m)             | 2,280    |
| Capacidad (m3)              | 33,20    |
| Peso/Tara (kg)              | 2200,00  |
| Carga Máxima (mercancia/kg) | 21800,00 |



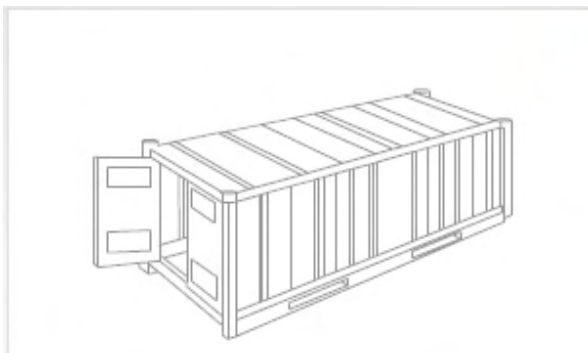
| 40' STANDARD                |          |
|-----------------------------|----------|
| Largo interior (m)          | 12,032   |
| Ancho interior (m)          | 2,350    |
| Alto interior (m)           | 2,390    |
| Ancho puerta (m)            | 2,338    |
| Alto puerta (m)             | 2,280    |
| Capacidad (m3)              | 67,60    |
| Peso/Tara (kg)              | 3800,00  |
| Carga Máxima (mercancia/kg) | 26680,00 |



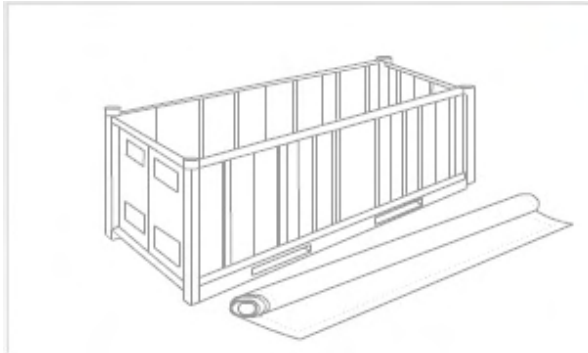
| 20' REEFER                  |          |
|-----------------------------|----------|
| Largo interior (m)          | 5,460    |
| Ancho interior (m)          | 2,240    |
| Alto interior (m)           | 2,220    |
| Ancho puerta (m)            | 2,240    |
| Alto puerta (m)             | 2,180    |
| Capacidad (m3)              | 27,15    |
| Peso/Tara (kg)              | 2870,00  |
| Carga Máxima (mercancia/kg) | 22530,00 |



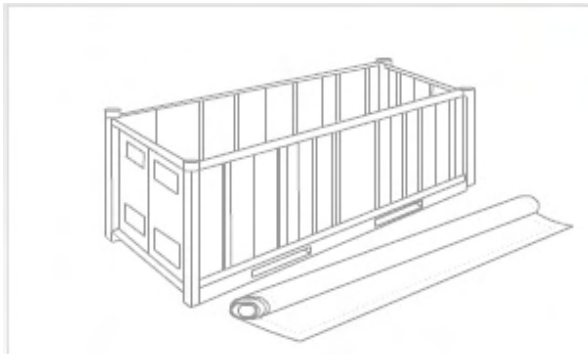
| 40' REEFER                  |          |
|-----------------------------|----------|
| Largo interior (m)          | 11,550   |
| Ancho interior (m)          | 2,250    |
| Alto interior (m)           | 2,215    |
| Ancho puerta (m)            | 2,250    |
| Alto puerta (m)             | 2,160    |
| Capacidad (m3)              | 57,69    |
| Peso/Tara (kg)              | 4535,00  |
| Carga Máxima (mercancia/kg) | 27965,00 |



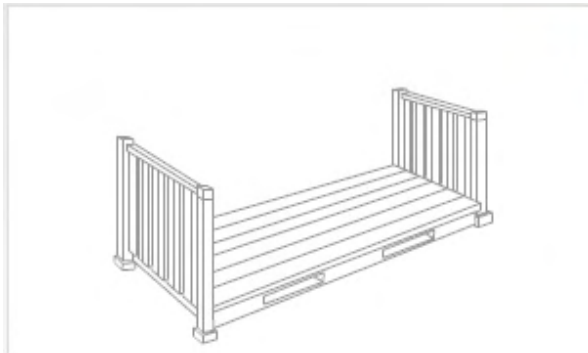
| 40' HIGH CUBE               |          |
|-----------------------------|----------|
| Largo interior (m)          | 12,033   |
| Ancho interior (m)          | 2,350    |
| Alto interior (m)           | 2,695    |
| Ancho puerta (m)            | 2,338    |
| Alto puerta (m)             | 2,585    |
| Capacidad (m3)              | 76,20    |
| Peso/Tara (kg)              | 3900,00  |
| Carga Máxima (mercancia/kg) | 26580,00 |



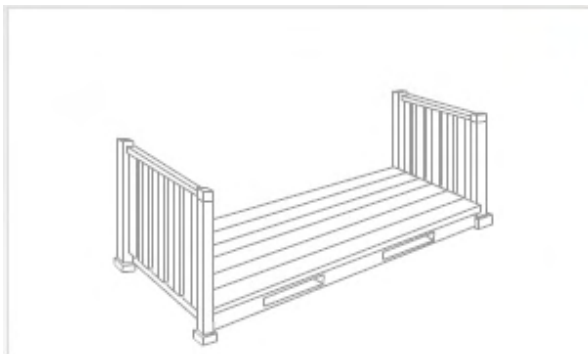
| 20' OPEN TOP                |          |
|-----------------------------|----------|
| Largo interior (m)          | 5,894    |
| Ancho interior (m)          | 2,344    |
| Alto interior (m)           | 2,347    |
| Ancho puerta (m)            | 2,336    |
| Alto puerta (m)             | 2,275    |
| Capacidad (m3)              | 31,50    |
| Peso/Tara (kg)              | 2140,00  |
| Carga Máxima (mercancia/kg) | 21860,00 |



| 40' OPEN TOP                |          |
|-----------------------------|----------|
| Largo interior (m)          | 12,027   |
| Ancho interior (m)          | 2,344    |
| Alto interior (m)           | 2,347    |
| Ancho puerta (m)            | 2,336    |
| Alto puerta (m)             | 2,275    |
| Capacidad (m3)              | 67,00    |
| Peso/Tara (kg)              | 3700,00  |
| Carga Máxima (mercancia/kg) | 26780,00 |



| 20' FLAT RACK               |          |
|-----------------------------|----------|
| Largo interior (m)          | 5,460    |
| Ancho interior (m)          | 2,240    |
| Alto interior (m)           | 2,225    |
| Ancho puerta (m)            | 2,240    |
| Alto puerta (m)             | 2,180    |
| Capacidad (m3)              |          |
| Peso/Tara (kg)              | 3080,00  |
| Carga Máxima (mercancia/kg) | 22320,00 |



| 40' FLAT RACK               |          |
|-----------------------------|----------|
| Largo interior (m)          | 11,550   |
| Ancho interior (m)          | 2,250    |
| Alto interior (m)           | 2,215    |
| Ancho puerta (m)            | 2,250    |
| Alto puerta (m)             | 2,160    |
| Capacidad (m3)              |          |
| Peso/Tara (kg)              | 5300,00  |
| Carga Máxima (mercancia/kg) | 39700,00 |



| 20' FLAT RACK C             |          |
|-----------------------------|----------|
| Largo interior (m)          | 5,618    |
| Ancho interior (m)          | 2,208    |
| Alto interior (m)           | 2,233    |
| Ancho puerta (m)            |          |
| Alto puerta (m)             |          |
| Capacidad (m3)              |          |
| Peso/Tara (kg)              | 2750,00  |
| Carga Máxima (mercancia/kg) | 27730,00 |



| 40' FLAT RACK C             |          |
|-----------------------------|----------|
| Largo interior (m)          | 12,080   |
| Ancho interior (m)          | 2,126    |
| Alto interior (m)           | 2,043    |
| Ancho puerta (m)            |          |
| Alto puerta (m)             |          |
| Capacidad (m3)              |          |
| Peso/Tara (kg)              | 5800,00  |
| Carga Máxima (mercancia/kg) | 39000,00 |



| 20' FLAT RACK P             |          |
|-----------------------------|----------|
| Largo interior (m)          | 6,058    |
| Ancho interior (m)          | 2,438    |
| Alto interior (m)           | 2,233    |
| Ancho puerta (m)            |          |
| Alto puerta (m)             |          |
| Capacidad (m3)              |          |
| Peso/Tara (kg)              | 2750,00  |
| Carga Máxima (mercancia/kg) | 24000,00 |



| 40' FLAT RACK P             |          |
|-----------------------------|----------|
| Largo interior (m)          | 12,180   |
| Ancho interior (m)          | 2,400    |
| Alto interior (m)           | 1,950    |
| Ancho puerta (m)            |          |
| Alto puerta (m)             |          |
| Capacidad (m3)              |          |
| Peso/Tara (kg)              | 5800,00  |
| Carga Máxima (mercancia/kg) | 39200,00 |